




080-0500  
Grapple Style  
Compression Latch



This new grapple style compression latch is designed for compartments, access panels and hoods for off-highway vehicle applications that are subject to high vibration loads. Offering 5mm of compression, the three robust opposing jaws work with a striker diameter of 8.0-9.5mm (.315"-.375"), providing a high level of resistance to vibration, shock and wear.



**Global Locations:**

**TriMark Corporation**  
500 Bailey Avenue  
P.O. Box 350  
New Hampton, Iowa 50659  
United States  
Tel: 641-394-3188  
Fax: 641-394-2392  
1-800-447-0343  
www.trimarkcorp.com

**TriMark Europe**  
Cedar Court  
Walker road  
Bardon Hill  
Coalville LE67 1TU  
United Kingdom  
Tel: +44(0)1530 512460  
Fax: +44(0)1530 512461  
www.trimarkeu.com

**TriMark (Xuzhou)**  
Building A5 Jingwu Road  
Xuzhou Economic  
Development Zone  
Xuzhou, Jiangsu  
221004 PR China  
Tel: +86 516 8773 0018  
Fax: +86 516 8773 0058  
www.trimarkcn.com



TriMark. Interactive. Product. Selector



TriMark



TriMark Corporation

### FEATURES/BENEFITS:

- Its use in gasketed applications meets requirements for environmental sealing, noise and airflow management - helps reduce or eliminate noise and rattle caused by vibration
- Sealed housing provides for minimal intrusion of dirt and water
- Easy to install, the product offers the same look and mounting pattern as the popular 030-0500/0550, offering customers a heavy duty product upgrade
- Intuitive open and close actuation does not require a turning operation
- Handle provides over-center action and remains up (flagged) when latch is open providing clear open/closed status

### AVAILABLE:

- Locking options include a standard padlock hasp with key locking provision to add a cam lock for increased security or keyed alike to common lock codes to match paddle actuators used for operator enclosures
- Non-locking
- Optional mounting hole patterns

### MATERIAL:

- Handle: Sturdy die cast zinc
- Latch and housing: Steel reinforced construction

### FINISH:

- Zinc plate, clear chromate conversion coat for maximum paint adhesion and resistance to rust
- Black powder coated

### INSTALLATION:

- Lock cylinder may be installed after the latch has been assembled into the door and painted
- (4) M4 or 3/16" diameter steel "pop" rivets, M6 x 1 or 1/4-20 screws (not included)

### U.S. Patent No. 8,770,635

Individual part dimensions are for reference only. Refer to individual part drawings for complete dimensions, specifications, and installation procedures. Engineering assistance and application drawings are available.

For more information visit  
[www.trimarkcorp.com](http://www.trimarkcorp.com)

